

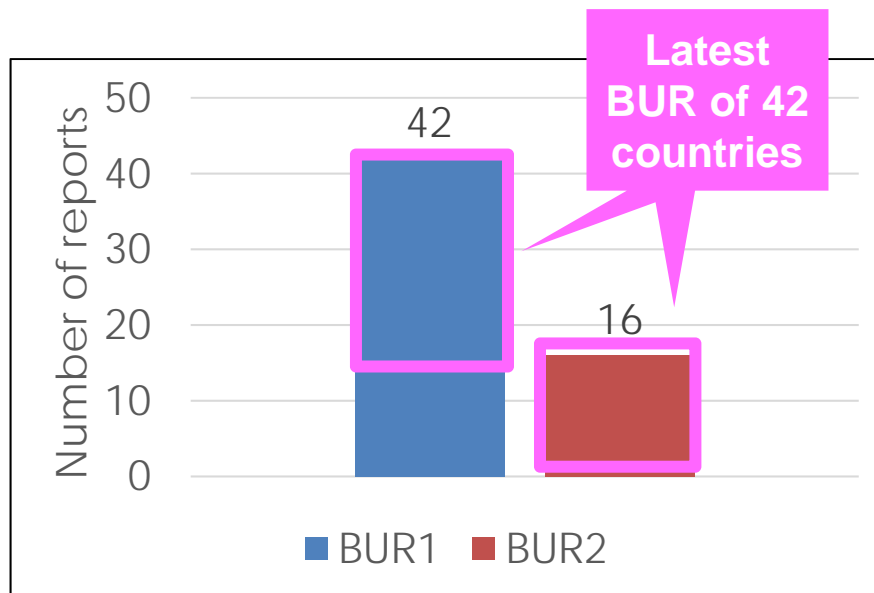
# Trends of GHG inventory reporting in BURs

Chisa Umemiya

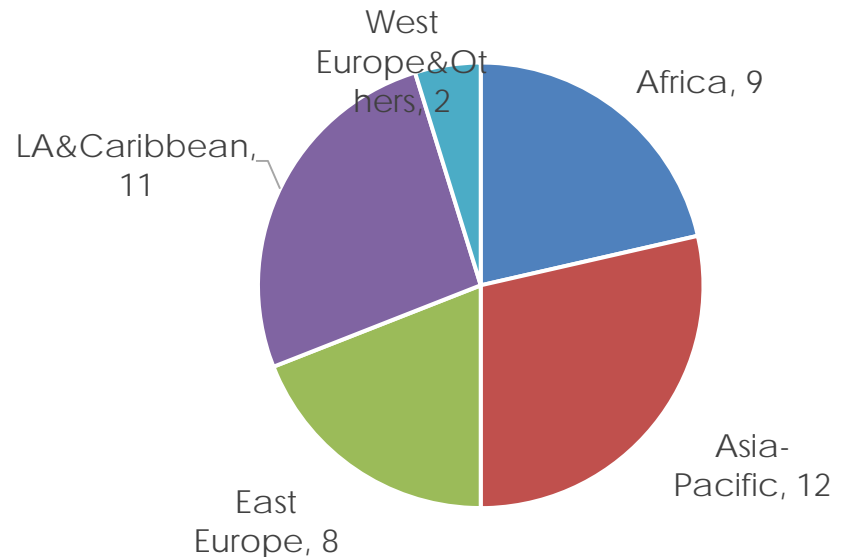
At “Enhanced transparency - Learning from implementation, facilitating negotiations”  
Seoul, Republic of Korea  
15 October 2018

# Overview of BURs analysed

- BURs, submitted as of August 2018, were reviewed
- Analysis results of BURs that were most recently submitted by 42 countries
- BURs analysed are from countries across all regions



Number of BURs submitted as of August 2018

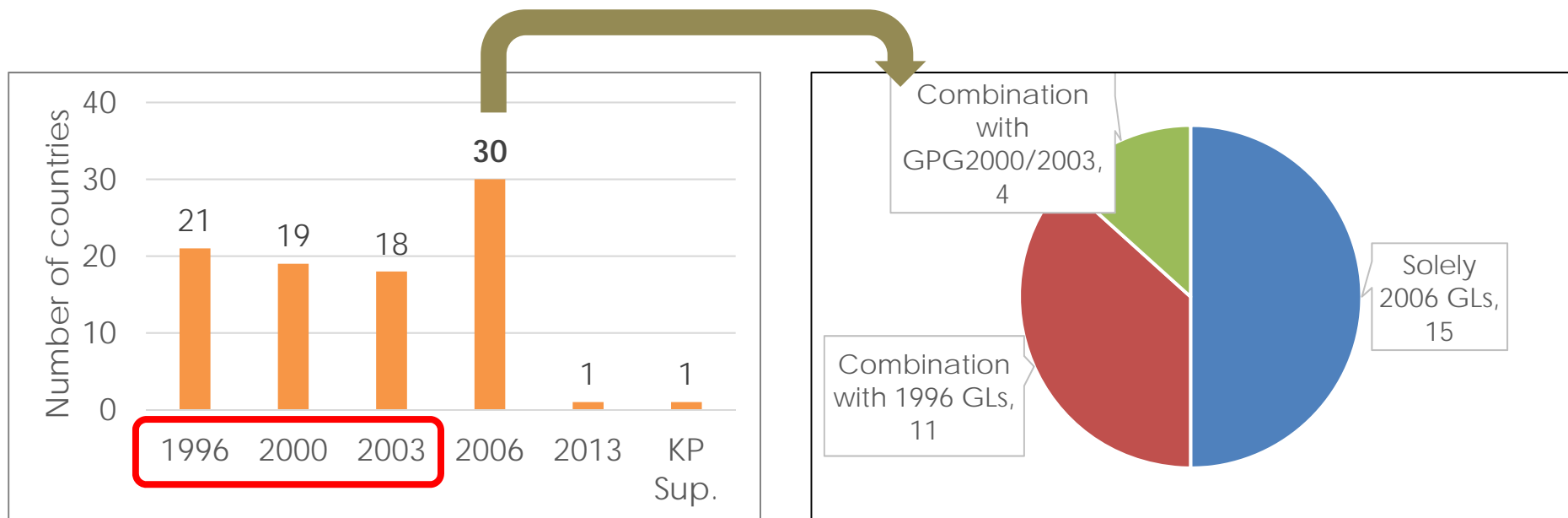


Regional breakdown<sup>1)</sup> of countries whose most recently submitted BURs were analysed (n=42)

1) Adopted from the UN Regional Groups of Member States

# Use of different IPCC Guidelines

- 30 countries (approx. 70%) used 2006 GLs to some extent
- Of these countries, 15 solely used 2006 GLs and the other 15 used 2006 GLs in combination with other GLs



**IPCC GLs used (n=42)**

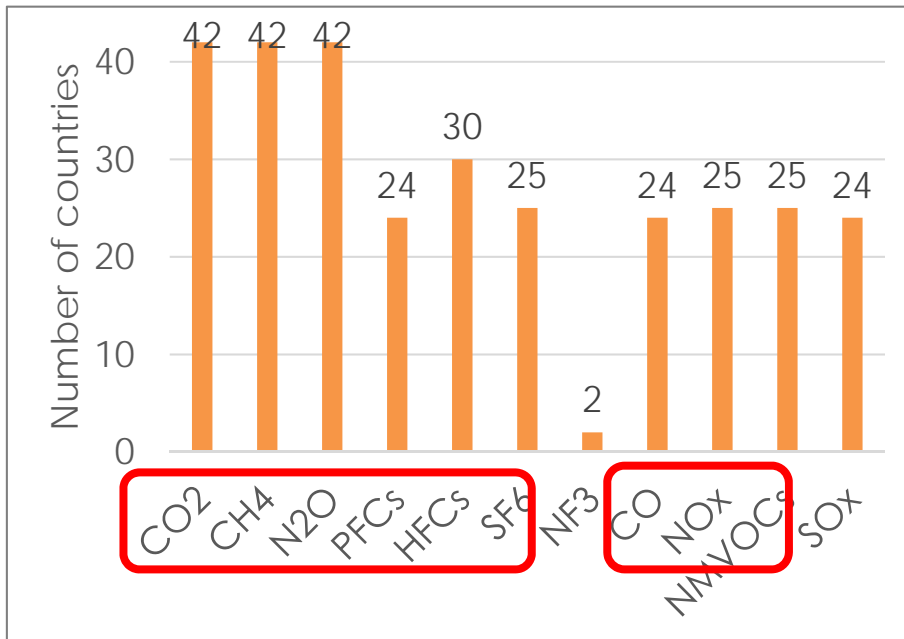
**Breakdown of countries which used 2006 GLs (n=30)**

Source: IGES BUR Database

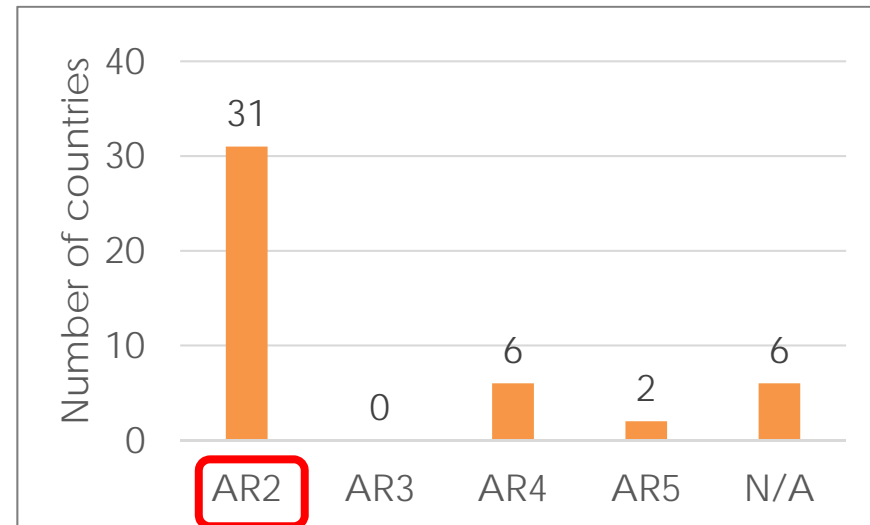
: Requirement in accordance with UNFCCC BUR guidelines (Annex III, FCCC/CP/2011/9/Add.1)

# GHGs reported, and use of GWP

- All countries reported 3 gases (CO<sub>2</sub>, CH<sub>4</sub>, N<sub>2</sub>O)
- Many (>50%) also reported other gases
- GWP of AR2 was commonly used (>70%)



**GHGs reported (n=42)**



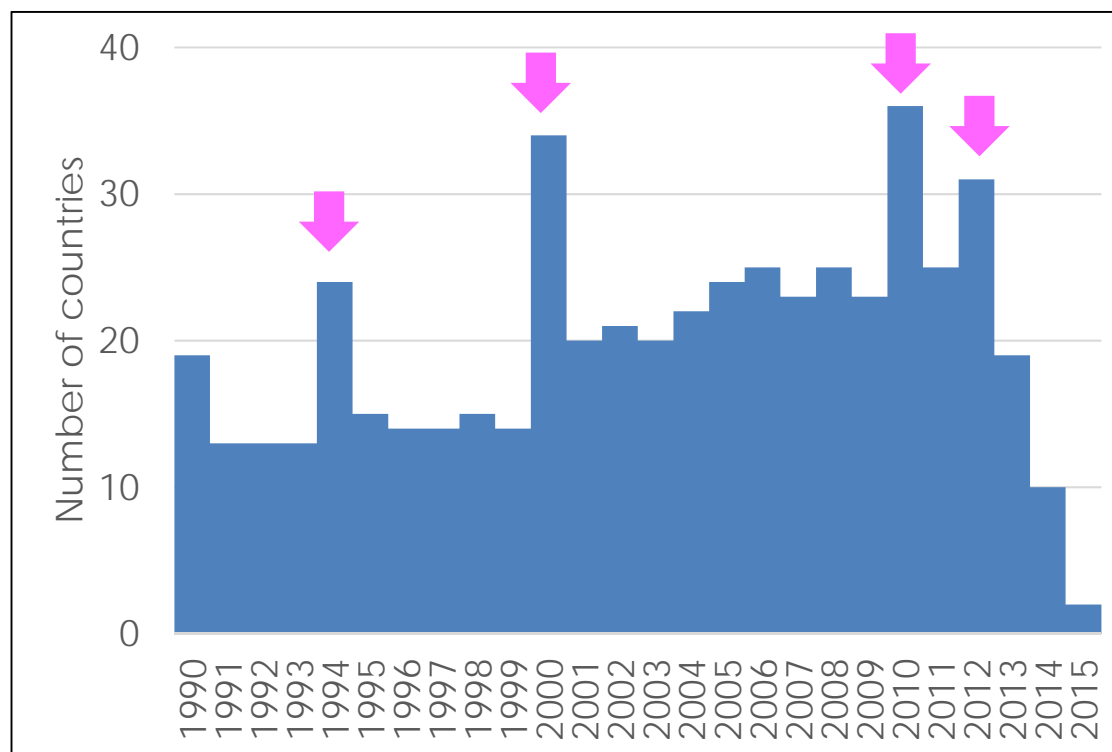
**GWP used (n=42)**

Source: IGES BUR Database

  : Requirement in accordance with UNFCCC NC guidelines (Decision 17/CP.8, Annex, para 14 and para 20)

## Reported years

- Inventory data most available for 1994 (n=24), 2000 (n=34), 2010 (n=36) & 2012 (n=31)

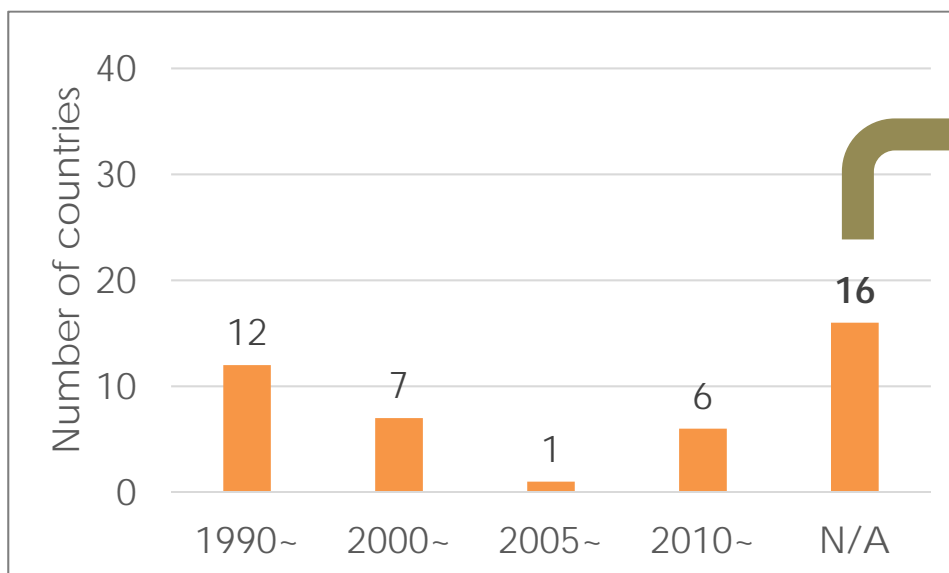


Inventory data reported by year (n=42)

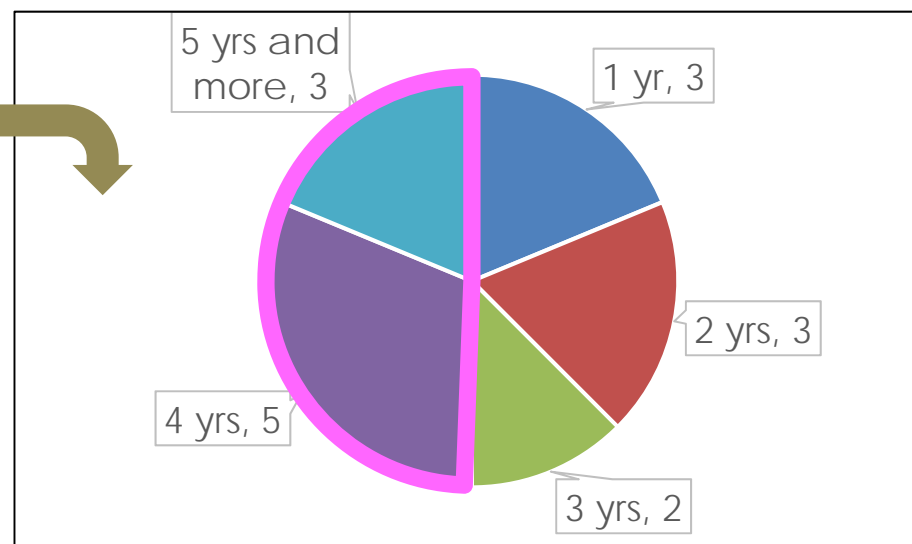
Source: IGES BUR Database

## Constant time-series inventory data

- 26 countries (approx. 60%) reported **constant** time-series inventory data
- Of 16 countries without constant time-series data, 8 countries reported data on 4 spot years or more



Reported constant time-series data (n=42)

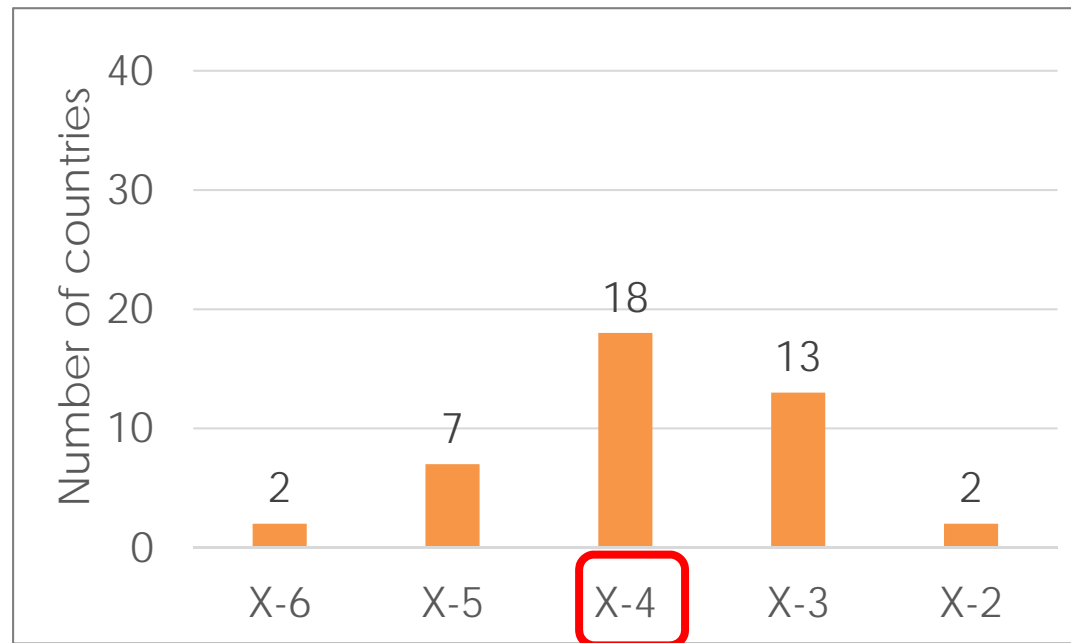


Number of spot years reported by countries without constant time-series data (n=16)

Source: IGES BUR Database


# Gaps between submission year and latest year reported

- 18 countries (approx. 40%) reported X-4
- 15 countries (approx. 35%) reported X-3 or X-2



**Gaps between submission year (X) and latest year reported (n=42)**

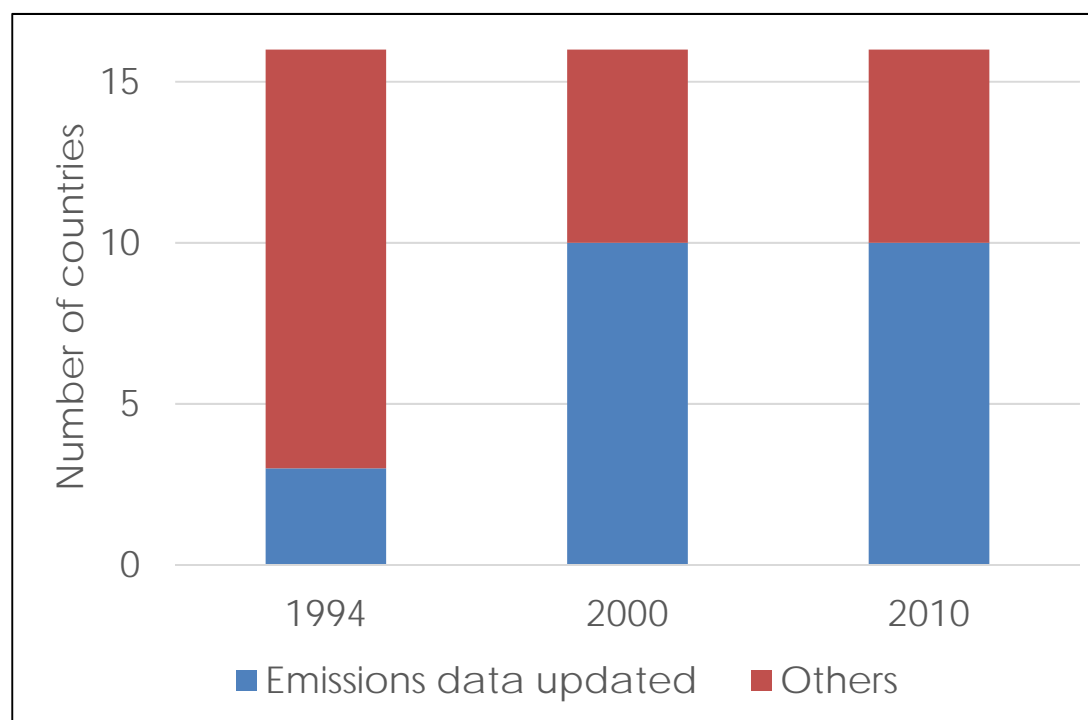
Source: IGES BUR Database

 : Requirement in accordance with UNFCCC BUR guidelines (FCCC/CP/2011/9/Add.1, para 41(g))

## Improvement over time (from BUR1 to BUR2)

Of 16 countries which submitted both BUR1 and 2,

- 10 countries updated inventory data for 2000 and 2010
- 3 countries updated for 1994



### Status of updates on emissions data for 1994, 2000 and 2010 from BUR1 to BUR2(n=16)

Note: "Emissions data updated" means 1) figures different from BUR1 for the same year were reported in BUR2 or 2) figures were reported in BUR2 where no figures for the same year were reported in BUR1

Source: IGES BUR Database



## Contact:

Chisa Umemiya

[umemiya@iges.or.jp](mailto:umemiya@iges.or.jp)

Climate and Energy Area

IGES

# IGES BUR Database



Please visit our website:

<https://www.iges.or.jp/en/climate-energy/index.html>

*IGES BUR Database is financially supported by the Ministry of the Environment, Japan.*